

Pennant Captains Info Sheet

All players compete at their own risk.

Ensure that all players know the VENUE and TIME of their matches. All matches must be played as per the draw.

Teams play in G.A. handicap order, lowest to highest. Exact GA handicaps determine playing order, but players play off their Daily handicap for the course being played.

Each team will consist of 8 players. Players will play in fours with 1 & 2s playing first.

1 & 2

3 & 4

5 & 6

7 & 8

Each team Captain is to print 2 copies of their team list. One copy is to be distributed to the starter and one copy to the opposing team no later than 15 mins prior to the match.

The GA handicaps are taken from Golf Genius. Golf Genius has set the handicaps as of the end of Thursday competitions. If a player's handicaps change from play on the Friday, Saturday, or Sunday, this will not be updated in Golf Genius.

Lists are to be exchanged with the Opposing Team Captain 15 minutes prior to the start of the first match.

No changes to the team are allowed after the exchange. Team Captains are advised to double check that handicaps GA are correct and that the total is at least 130.

Matches hit off at 7-minute intervals, with the exception of Magenta at 10min. intervals.

If only 7 players are available, the Opposing Team Captain must be notified as soon as possible. There is no obligation to specify which player will be absent. If only 7 players can play the lowest handicap player must play at position 1 and the following players in handicap order.

The team GA handicaps **including** the forfeiting players must be 130 or more.

If there are 4 or less players available this will be a full forfeit and will be a 8/0 loss.

Matches will be played, if possible, despite the weather conditions and will only be postponed if the course becomes unplayable.

On completion of matches, Team Captains must ensure that the results are correct and sign the results sheet.

Results must be emailed on completion of the matches to the CCWGA Pennant Co ordinator. This is the responsibility of the Club Official on Duty.

There is an official protocol for lodging a protest which must be followed otherwise it will not be recognised. Refer to the Pennant Terms of the Competition.

Captains of Host Clubs are required to provide at least one Official on Duty to start the field and to be in charge. It follows that this person needs to be someone with an understanding of the Rules of Golf and who is familiar with starting a competition. The person also needs to be able to make confident decisions in the event of a dispute or challenging situation.

Please ensure that all players have access to the R&A rules of Golf App.

Slow Play – Please remind your players that they must keep up with the pace of play.

Adding Teams to Golf Genius

Captains will enter their teams into Golf Genius via the link prior to the commencement of the Pennant Season.

At the completion of each Match the Host Club Duty Officer will send result sheets to the CCWGA Pennant Co ordinator who will add the player names and results to Golf Genius.

If you need assistance please contact **CCWGA Pennant Co-ordinator Bev Way**:

Email: bevway@live.com Mob. 0432 129 947

Enter your team from the Golf Genius Portal

Step 1. As Team Captains or nominated person you will need to set you up a password specific for the portal. You will receive an email inviting you to set up your password as Team Captain or Team Manager.

This gives you access to add your team player list. ***Note you will only have access to your own team.***

EXAMPLE EMAIL BELOW:-



Central Coast Women's Golf Association

Welcome to Golf Genius TM Club Premium.

Hi Jude,

Congratulation on being nominated captain.

You have been invited to be a team captain in the 2022 CCWGA Pennants. In order to start entering pairings and match results, we will first need you to set up an account. Click on the link below to get started.

<https://golfgenius.com/users/19555655/leagues/8173440176077449145/f5dc691343753f19605b1aad5960f1e2/login>

If you cannot click on the link above, go to GolfGenius.com and sign in.

Step 2. Log onto the Pennant Portal using your email and password you set up.

<https://www.golfgenius.com/pages/11304586443944404524>

Tip: Book mark the above URL as you will use this each week during the season.




District Pennants



CCWGA		
APR 29		
Gosford	vs.	Kooindah
<input type="radio"/> Not Started		
APR 29		
Everglades	vs.	Magenta
<input type="radio"/> Not Started		

Step 3. Click on **Team Matches** and from the drop down box select **Edit Parings**



The screenshot shows the CCWGA website header with the logo and the text "CCWGA". Below the header is a dark blue navigation bar with a home icon, "Home", "Team Matches" (with a dropdown arrow), and a gear icon. A red arrow points to "Team Matches". A dropdown menu is open, showing "Schedule", "Standings", "Edit Pairings" (with a red arrow), and "Enter Results". To the right of the navigation bar, the text "Di" and "Pe" is visible.

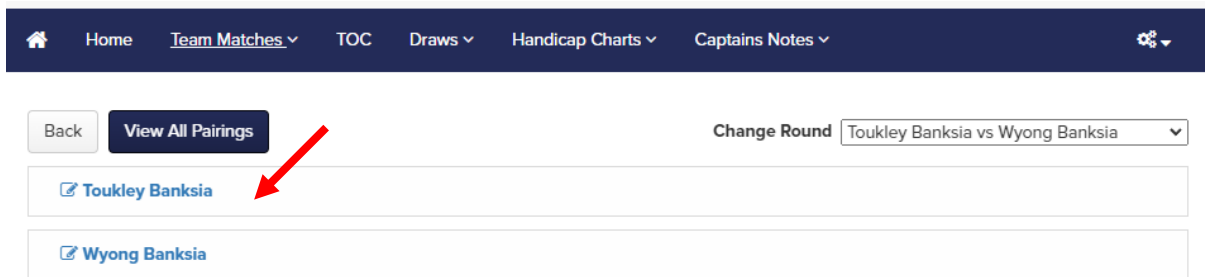
Step 4. Select the relevant round for your team



The screenshot shows the CCWGA website with the logo and the text "CCWGA". To the right, the text "District Pennants" is displayed. Below the header is a dark blue navigation bar with a home icon, "Home", "Team Matches" (with a dropdown arrow), "Match Results", and a gear icon. Below the navigation bar, the text "SELECT ROUND" is visible. A table lists three matches, each with a "Select" button. A red arrow points to the "Select" button for the first match.

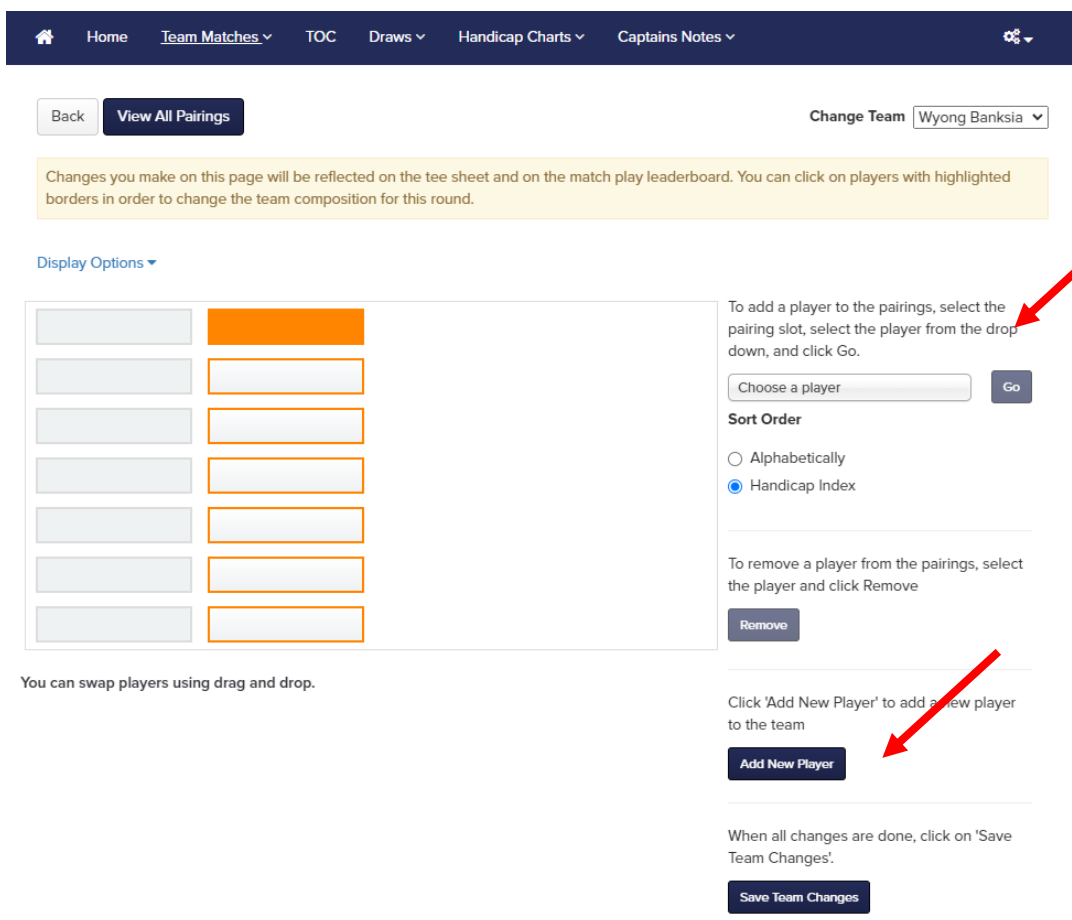
SELECT ROUND			
Breakers Wattle	vs	Magenta Wattle	Date: 04/24/2023 <input type="button" value="Select"/>
Shelly Wattle	vs	Gosford Wattle	Date: 04/24/2023 <input type="button" value="Select"/>
Toukey Wattle	vs	Everglades Wattle	Date: 04/24/2023 <input type="button" value="Select"/>

Step 5. Select your team (you can only change your own team)



Step 6. Adding your players.

From this page you will be able to select your team. You can either select the player from "choose player" drop down box or add a brand new player.



Add players details, save and then click done.

Back View All Pairings Change Team Shelly Wattle

Add New Player

Manually Add Golfers

Last name *	First name	Email	H.I.	GOLF Link
<input type="text"/>	<input type="text"/>	<input type="text"/>	<input type="text"/>	<input type="text"/>
<input type="text"/>	<input type="text"/>	<input type="text"/>	<input type="text"/>	<input type="text"/>
<input type="text"/>	<input type="text"/>	<input type="text"/>	<input type="text"/>	<input type="text"/>

I confirm that I am authorized to provide the information submitted and consent to the use of the information contained herein, subject to the Golf Genius [Terms of Service](#) and [Privacy Policy](#)

[Add More Golfers](#)

You can swap players using drag and drop. Click 'Add New Player' to add a new player

Step 7. Adding via the drop down box.

Select the top box on the left. You will see the selected box is orange.

Display Options ▾

<input type="text"/>	<input type="text"/>
<input type="text"/>	<input type="text"/>
<input type="text"/>	<input type="text"/>
<input type="text"/>	<input type="text"/>
<input type="text"/>	<input type="text"/>
<input type="text"/>	<input type="text"/>
<input type="text"/>	<input type="text"/>

To add a player to the pairings, select the pairing slot, select the player from the drop down, and click Go.

Choose a player

Sort Order

Alphabetically
 Handicap Index

To remove a player from the pairings, select the player and click Remove

You can swap players using drag and drop. Click 'Add New Player' to add a new player

Step 8. Click on the drop-down box > Choose a player and select the player from the team drop down box and Click on > Go.

Display Options ▾

To add a player to the pairings, select the pairing slot, select the player from the drop down, and click Go.

Choose a player

Go

Choose a player

Players from this team not on tee sheet

Jude Tarran

To remove a player from the pairings, select the player and click Remove

Remove

You can swap players using drag and drop.

Then the name will be selected for that position. Then repeat for the rest of the team.

The number 1 player is entered in the top position and number 8 in the bottom position.

Display Options ▾

	Jude Tarran

To add a player to the pairings, select the pairing slot, select the player from the drop down, and click Go.

Choose a player

Go

Sort Order

- Alphabetically
- Handicap Index

To remove a player from the pairings, select the player and click Remove

Remove

Once you have selected your full team click on "Save Team Changes"

Display Options ▾

	Jude Tarran
	Sarah Smith

To add a player to the pairings, select the pairing slot, select the player from the drop down, and click Go.

Choose a player

Sort Order

- Alphabetically
 Handicap Index



To remove a player from the pairings, select the player and click Remove

You can swap players using drag and drop.

You can swap players using drag and drop.

Click 'Add New Player' to add a new player to the team

When all changes are done, click on 'Save Team Changes'.

Display Options ▾

	Jude Tarran

To add a player to the pairings, select the pairing slot, select the player from the drop down, and click Go.

Choose a player

Choose a player
Players from this team not on tee sheet
Jude Tarran
Sarah Smith

To remove a player from the pairings, select the player and click Remove

You can swap players using drag and drop.

Once you have added your complete team please ensure they are in 1 to 8 order by handicap.

You can drag and drop the order if required by clicking on the name and dragging to the new position.

Once correct - Click > Save Team Changes button.